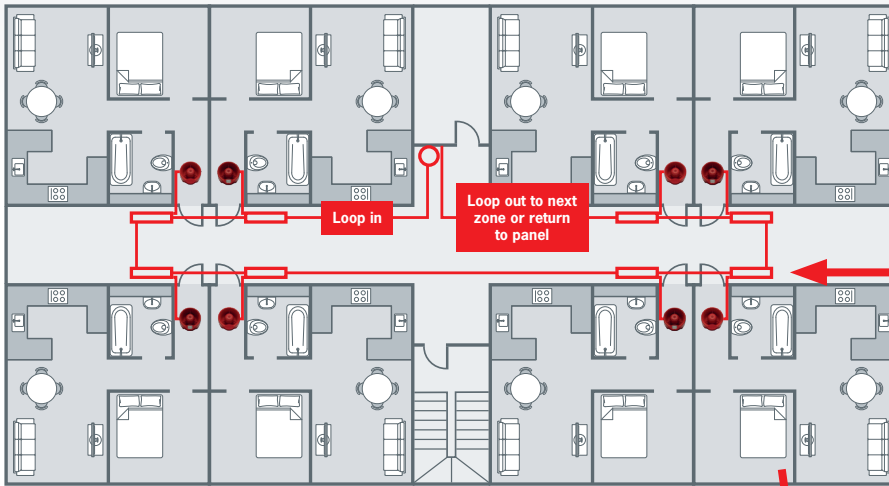
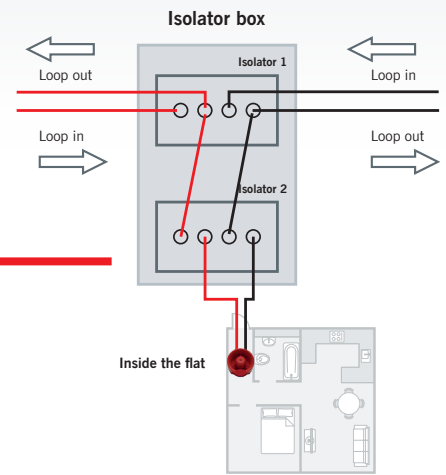







EvacGo Wiring Guide

Example layout



Isolator box



-  **Open-area conventional wall sounder**
Product code: AXIS -CWS + AXIS-WSM
-  **Open-area conventional wall sounder beacon**
Product code: AXIS -CWSV + AXIS-WSM
-  **Single boxed isolator module**
Product code: 20-LVMX100-BX
-  **Dual boxed isolator module**
Product code: 20-DLVMX100-BX
-  **Enhanced fire-resistant cable**

Note: Please ensure you have 1 x single boxed isolator module per floor and 1 x dual boxed isolator per flat.

Loops:

- Enhanced fire-resistant cable must be used
- Up to 4 loops per panel
- If more loops required, further slave panels can be used
- Refer to BS 8629 section 8 for the minimum number of loops required to maintain integrity

